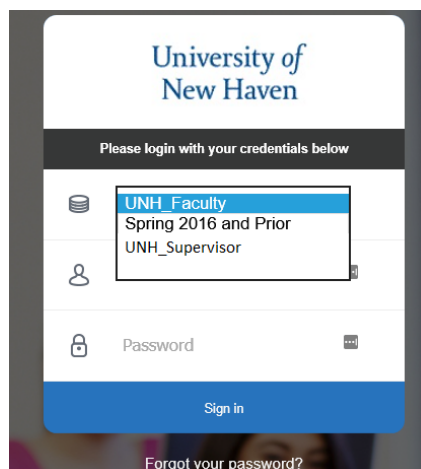
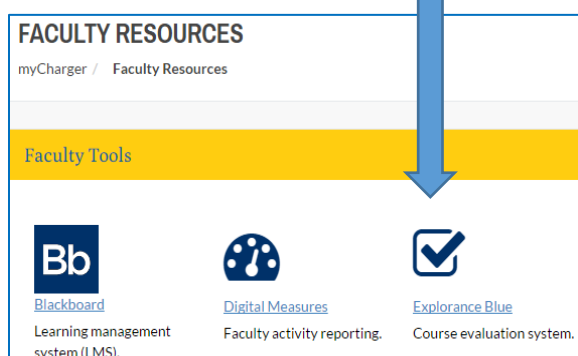


Viewing and Downloading Course Evaluations

Log into [myCharger](#) with your University of New Haven network username and password. Go to the Faculty Resources page and under the Faculty Tools section, click on the Explorance Blue icon (or go directly to the system at <https://newhaven.bluera.com/newhaven/>).



Faculty: Select UNH_Faculty from the dropdown list OR, if you need to access information from Spring 2016 or prior, select Spring 2016 and Prior.

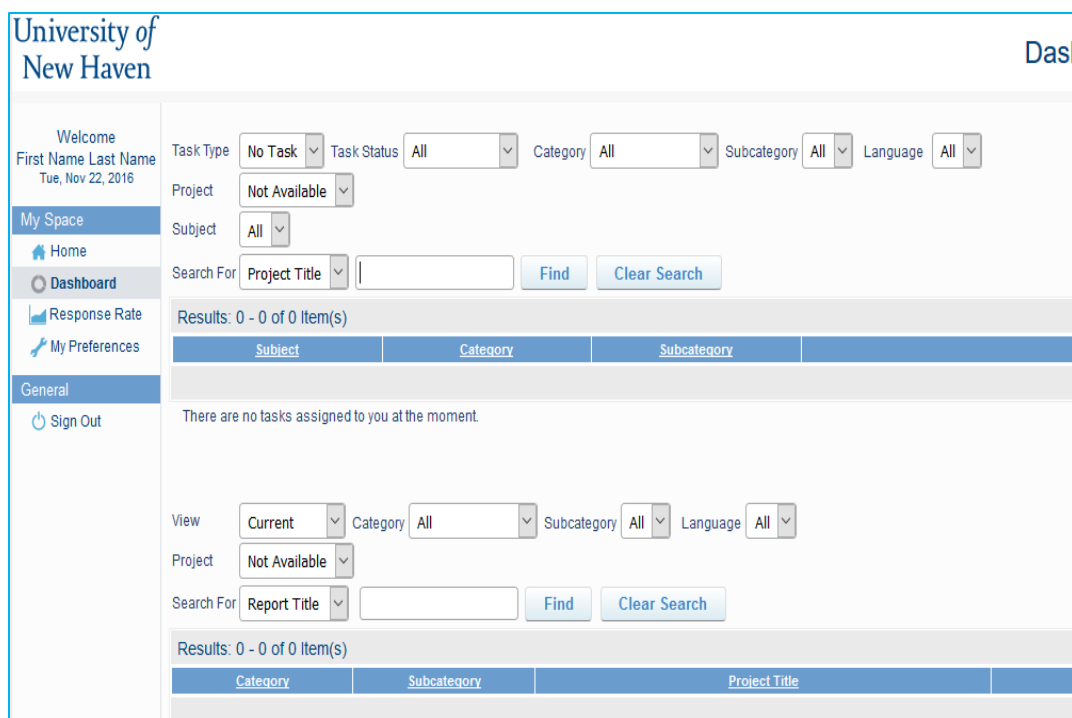
Deans, chairs, and program coordinators: Select UNH_Supervisor to access aggregated and comparative reports.

You will land on the Dashboard page presented in two sections:

In the top section, labelled “Tasks”, you can view the response rates of your on-going course/instructor evaluations.

The bottom section contains the Reports to which you have access.

[Click on the PDF icon to download the report to your computer.](#)



Contact Lisa Scranton lscranton@newhaven.edu 203.932.7485 for additional assistance using any UNH system. Contact Greg Sanzone ganszone@newhaven.edu 203-932-2992 for information about course evaluation data.

Updated January 26, 2018